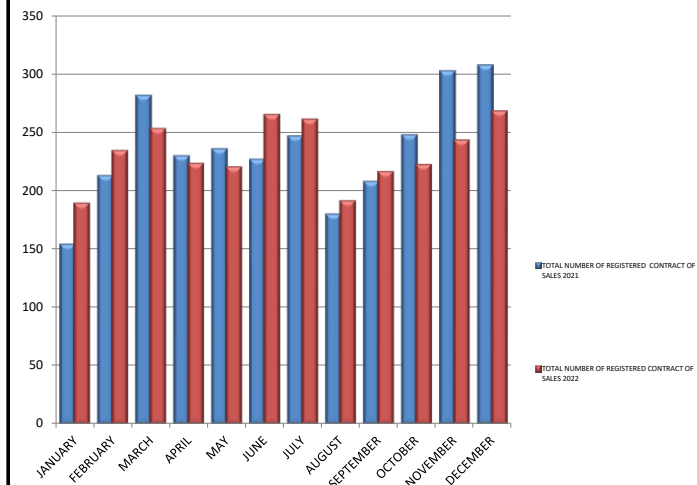


MONTH	JANUARY	FEBRUARY	MARCH	APRIL	MAY	JUNE	JULY	AUGUST	SEPTEMBER	OCTOBER	NOVEMBER	DECEMBER	TOTAL
TOTAL NUMBER OF REGISTERED CONTRACT OF SALES 2021	153	212	281	229	235	226	246	179	207	247	302	307	2824
TOTAL NUMBER OF REGISTERED CONTRACT OF SALES 2022	188	233	252	222	219	264	260	190	215	221	242	267	2773
MONTH	JANUARY	FEBRUARY	MARCH	APRIL	MAY	JUNE	JULY	AUGUST	SEPTEMBER	OCTOBER	NOVEMBER	DECEMBER	TOTAL
PERCENTAGE OF DECREASE / INCREASE:	23%	10%	-10%	-3%	-7%	17%	6%	6%	4%	-11%	-20%	-13%	-2%

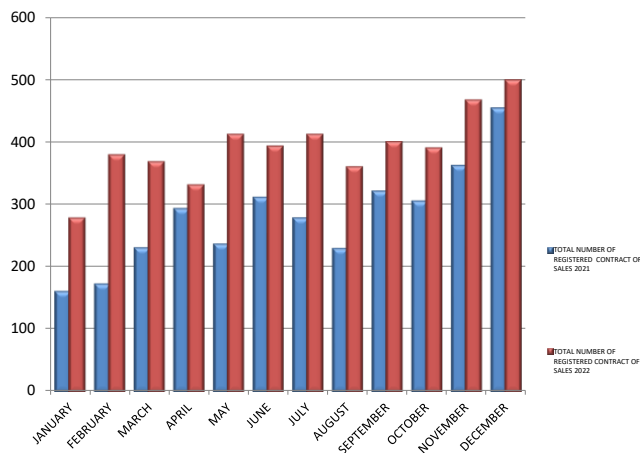


# DEPARTMENT OF LANDS AND SURVEYS

## TOTAL NUMBER OF REGISTERED CONTRACT OF SALES AT D.L.O. LIMASSOL FOR THE YEARS 2021-2022

MONTH	JANUARY	FEBRUARY	MARCH	APRIL	MAY	JUNE	JULY	AUGUST	SEPTEMBER	OCTOBER	NOVEMBER	DECEMBER	TOTAL
TOTAL NUMBER OF REGISTERED CONTRACT OF SALES 2021	159	171	229	292	235	310	277	228	320	304	361	453	3339
TOTAL NUMBER OF REGISTERED CONTRACT OF SALES 2022	276	377	366	329	410	391	410	358	398	388	465	497	4665
MONTH	JANUARY	FEBRUARY	MARCH	APRIL	MAY	JUNE	JULY	AUGUST	SEPTEMBER	OCTOBER	NOVEMBER	DECEMBER	TOTAL
PERCENTAGE OF DECREASE / INCREASE:	74%	120%	60%	13%	74%	26%	48%	57%	24%	28%	29%	10%	40%

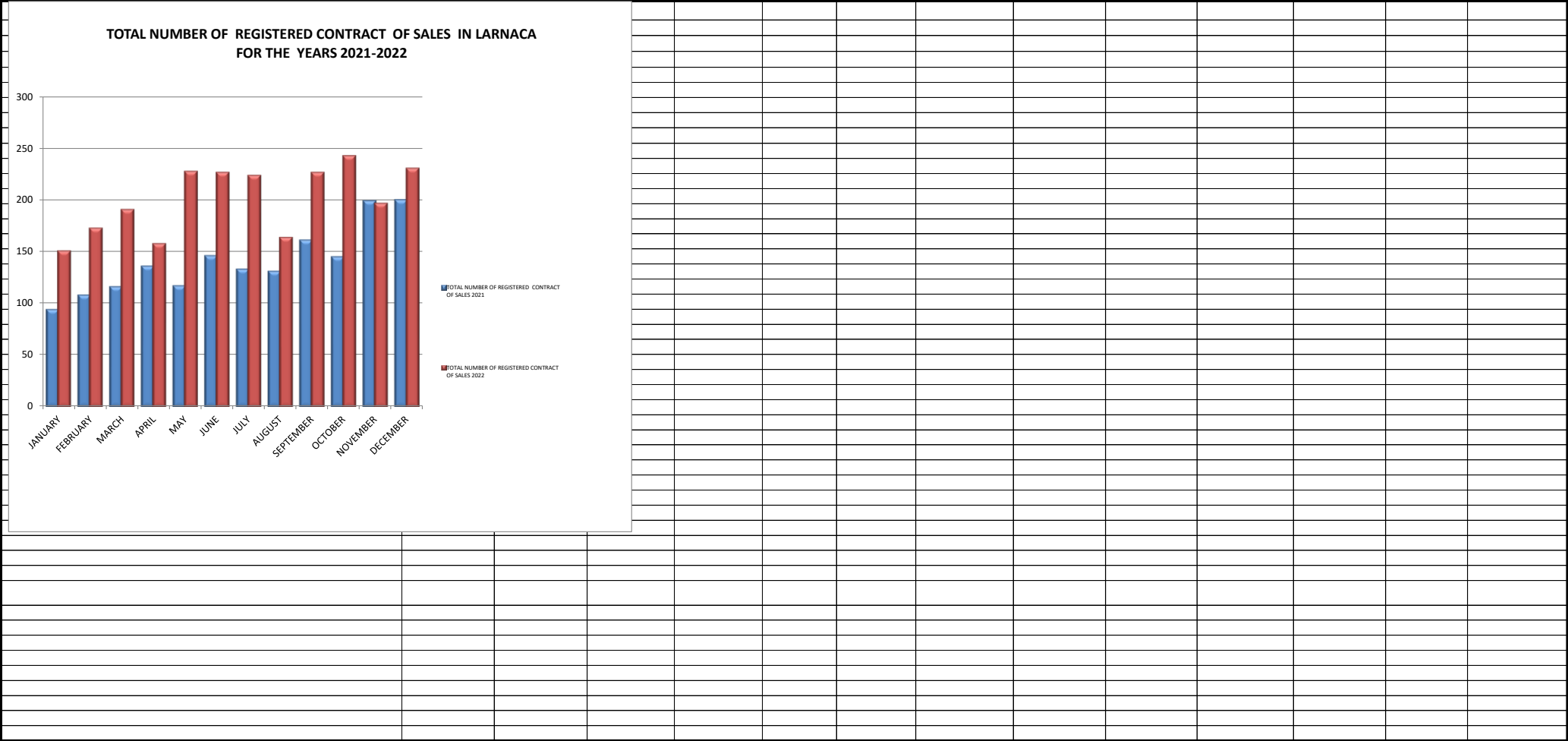
TOTAL NUMBER OF REGISTERED CONTRACT OF SALES IN LIMASSOL  
FOR THE YEARS 2021-2022



**DEPARTMENT OF LANDS AND SURVEYS**

**TOTAL NUMBER OF REGISTERED CONTRACT OF SALES AT D.L.O. LARNACA FOR THE YEARS 2021-2022**

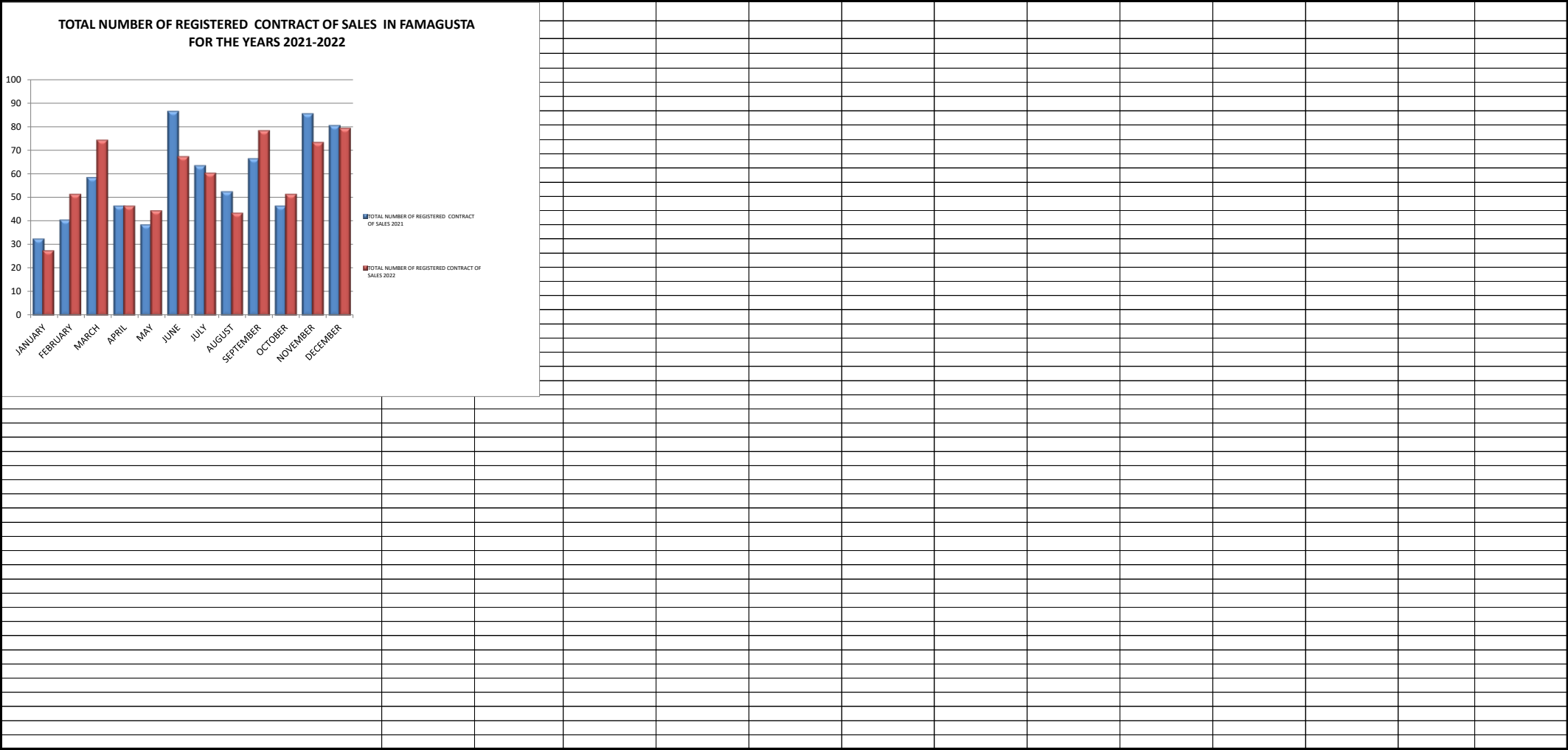
MONTH	JANUARY	FEBRUARY	MARCH	APRIL	MAY	JUNE	JULY	AUGUST	SEPTEMBER	OCTOBER	NOVEMBER	DECEMBER	TOTAL
TOTAL NUMBER OF REGISTERED CONTRACT OF SALES 2021	93	107	115	135	116	145	132	130	160	144	198	199	1674
TOTAL NUMBER OF REGISTERED CONTRACT OF SALES 2022	150	172	190	157	227	226	223	163	226	242	196	230	2402
MONTH	JANUARY	FEBRUARY	MARCH	APRIL	MAY	JUNE	JULY	AUGUST	SEPTEMBER	OCTOBER	NOVEMBER	DECEMBER	TOTAL
PERCENTAGE OF DECREASE / INCREASE:	61%	61%	65%	16%	96%	56%	69%	25%	41%	68%	-1%	16%	43%



DEPARTMENT OF LANDS AND SURVEYS

TOTAL NUMBER OF REGISTERED CONTRACT OF SALES AT D.L.O. FAMAGUSTA FOR THE YEARS 2021-2022

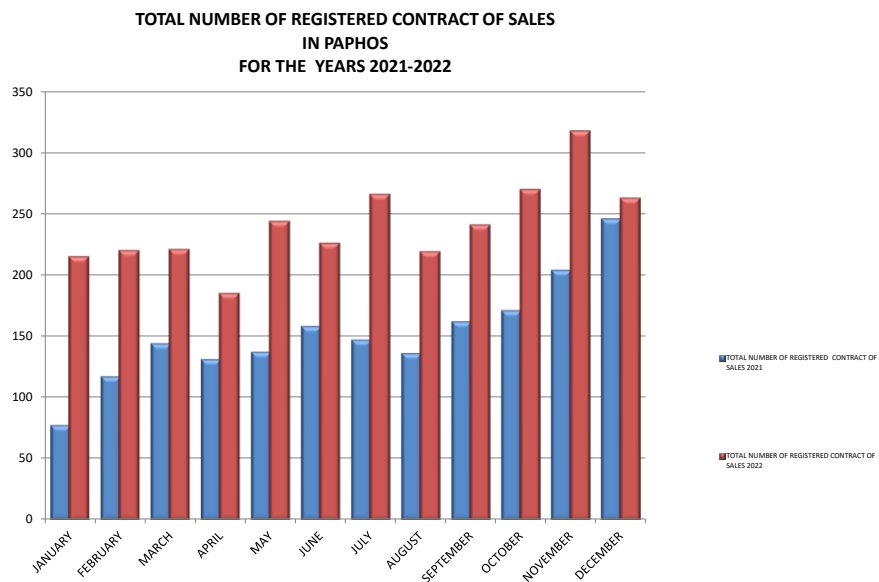
MONTH	JANUARY	FEBRUARY	MARCH	APRIL	MAY	JUNE	JULY	AUGUST	SEPTEMBER	OCTOBER	NOVEMBER	DECEMBER	TOTAL
TOTAL NUMBER OF REGISTERED CONTRACT OF SALES 2021	32	40	58	46	38	86	63	52	66	46	85	80	692
TOTAL NUMBER OF REGISTERED CONTRACT OF SALES 2022	27	51	74	46	44	67	60	43	78	51	73	79	693
MONTH	JANUARY	FEBRUARY	MARCH	APRIL	MAY	JUNE	JULY	AUGUST	SEPTEMBER	OCTOBER	NOVEMBER	DECEMBER	TOTAL
PERCENTAGE OF DECREASE / INCREASE:	-16%	28%	28%	0%	16%	-22%	-5%	-17%	18%	11%	-14%	-1%	0%



**DEPARTMENT OF LANDS AND SURVEYS**

**TOTAL NUMBER OF REGISTERED CONTRACT OF SALES AT D.L.O. PAPHOS FOR THE YEARS 2021-2022**

MONTH	JANUARY	FEBRUARY	MARCH	APRIL	MAY	JUNE	JULY	AUGUST	SEPTEMBER	OCTOBER	NOVEMBER	DECEMBER	TOTAL
TOTAL NUMBER OF REGISTERED CONTRACT OF SALES 2021	76	116	143	130	136	157	146	135	161	170	203	245	1818
TOTAL NUMBER OF REGISTERED CONTRACT OF SALES 2022	214	219	220	184	243	225	265	218	240	269	317	262	2876
MONTH	JANUARY	FEBRUARY	MARCH	APRIL	MAY	JUNE	JULY	AUGUST	SEPTEMBER	OCTOBER	NOVEMBER	DECEMBER	TOTAL
PERCENTAGE OF DECREASE / INCREASE:	182%	89%	54%	42%	79%	43%	82%	61%	49%	58%	56%	7%	58%



**DEPARTMENT OF LANDS AND SURVEYS**

**PANCYPRIAN TOTAL NUMBER OF REGISTERED CONTRACT OF SALES FOR THE YEARS 2021-2022**

<b><u>MONTH</u></b>	<b><u>JANUARY</u></b>	<b><u>FEBRUARY</u></b>	<b><u>MARCH</u></b>	<b><u>APRIL</u></b>	<b><u>MAY</u></b>	<b><u>JUNE</u></b>	<b><u>JULY</u></b>	<b><u>AUGUST</u></b>	<b><u>SEPTEMBER</u></b>	<b><u>OCTOBER</u></b>	<b><u>NOVEMBER</u></b>	<b><u>TOTAL</u></b>
<b>TOTAL NUMBER OF REGISTERED CONTRACT OF SALES 2021</b>	513	646	826	832	760	924	864	724	914	911	1149	10347
<b>TOTAL NUMBER OF REGISTERED CONTRACT OF SALES 2022</b>	855	1052	1102	938	1143	1173	1218	972	1157	1171	1293	13409
<b><u>MONTH</u></b>	<b><u>JANUARY</u></b>	<b><u>FEBRUARY</u></b>	<b><u>MARCH</u></b>	<b><u>APRIL</u></b>	<b><u>MAY</u></b>	<b><u>JUNE</u></b>	<b><u>JULY</u></b>	<b><u>AUGUST</u></b>	<b><u>SEPTEMBER</u></b>	<b><u>OCTOBER</u></b>	<b><u>NOVEMBER</u></b>	<b><u>TOTAL</u></b>
<b>PERCENTAGE OF DECREASE / INCREASE :</b>	67%	63%	33%	13%	50%	27%	41%	34%	27%	29%	13%	30%

**PANCYPRIAN TOTAL NUMBER OF THE CONTRACT OF SALES  
FOR THE YEARS 2021-2022**

